

Student Success Achievement Goals and Outcomes

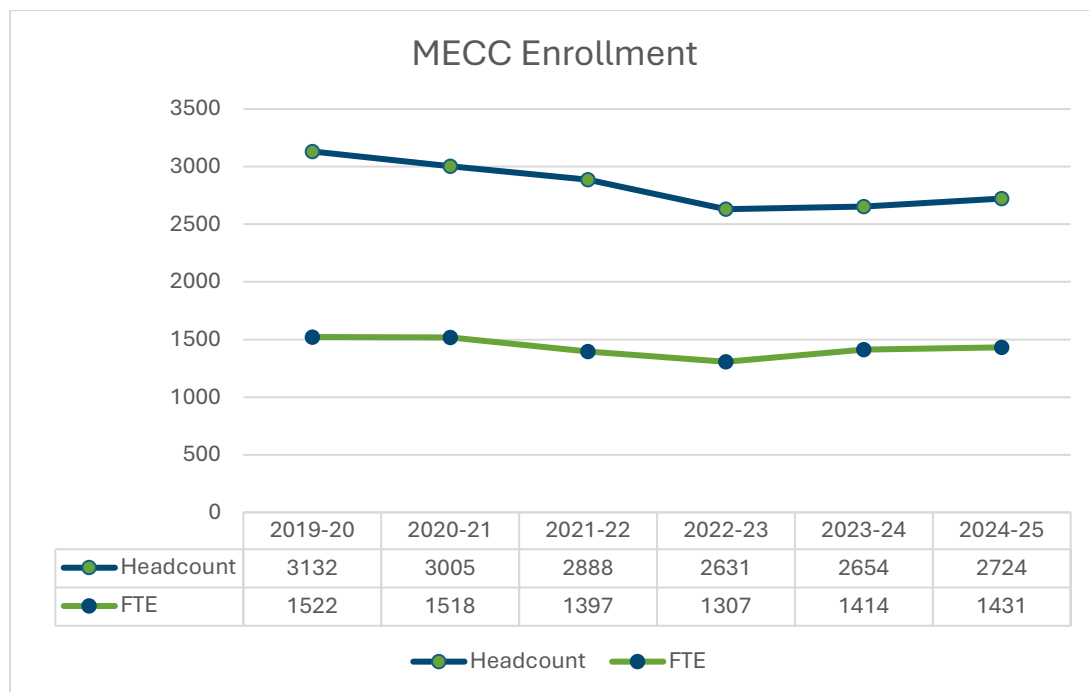
Achievement Goal 1

Goal/Target: To achieve 1,500 FTEs annually

Threshold of Acceptability: 1,300 FTEs annually

Source: VCCS

Frequency of Assessment: Annually



Conclusion: Before and during COVID-19, MECC maintained more than 1,500 FTEs. Beginning in 2021, fewer high school graduates attended college in our service region (VDOE); however, we are trending upward toward our goal.

Action Plan: We are actively recruiting new and returning students through marketing. We started a Promise Program in 2023 to increase enrollment of recent high-school graduates in our service region.

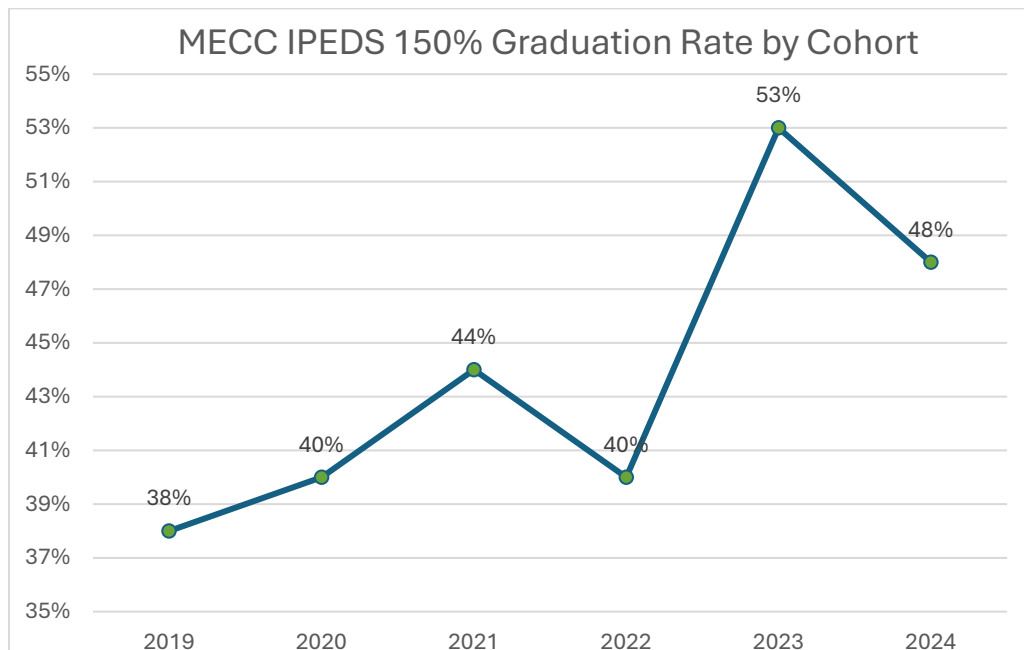
Achievement Goal 2

Goal/Target: To achieve a graduation rate of at least 45% within a 150% completion period.

Threshold of Acceptability: 36% graduation rate within a 150% completion period

Source: IPEDS

Frequency of Assessment: Annually



IPEDS Reporting Year	Graduating Cohort	150% Graduation Rate
2019	2016	38%
2020	2017	40%
2021	2018	44%
2022	2019	40%
2023	2020	53%
2024	2021	48%

Conclusion: In 2024, 48% of the students in the 2021 graduating cohort completed a degree within 150% of the normal completion period. This goal is being met.

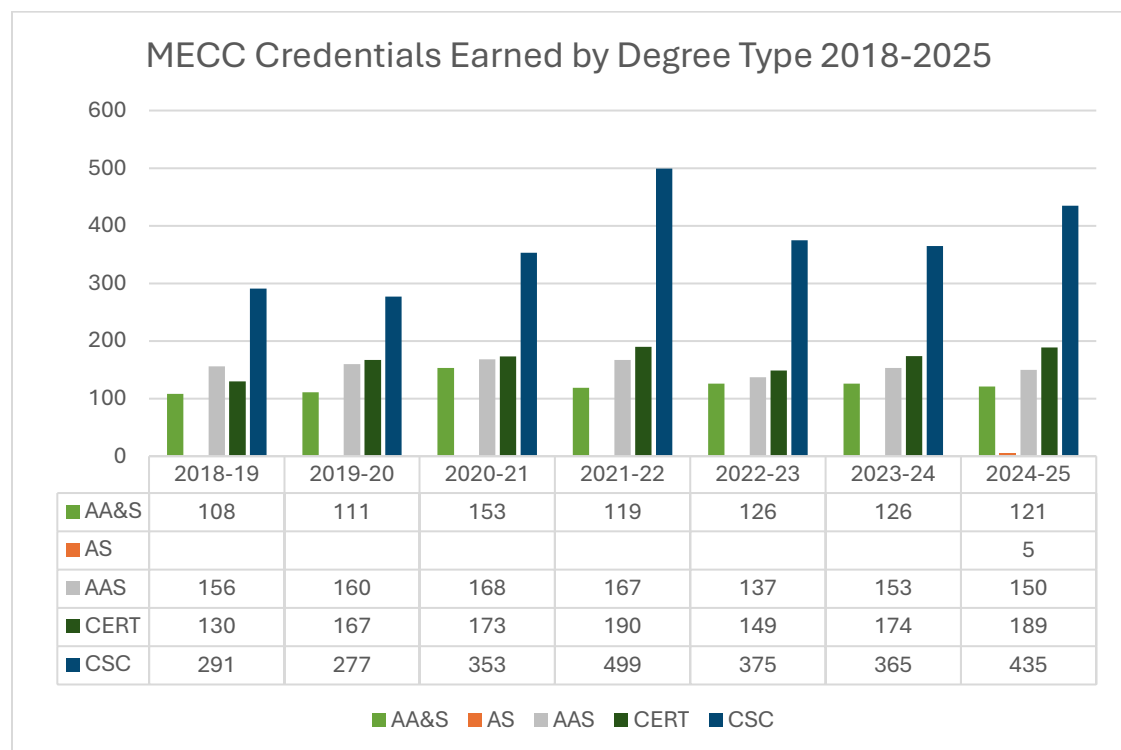
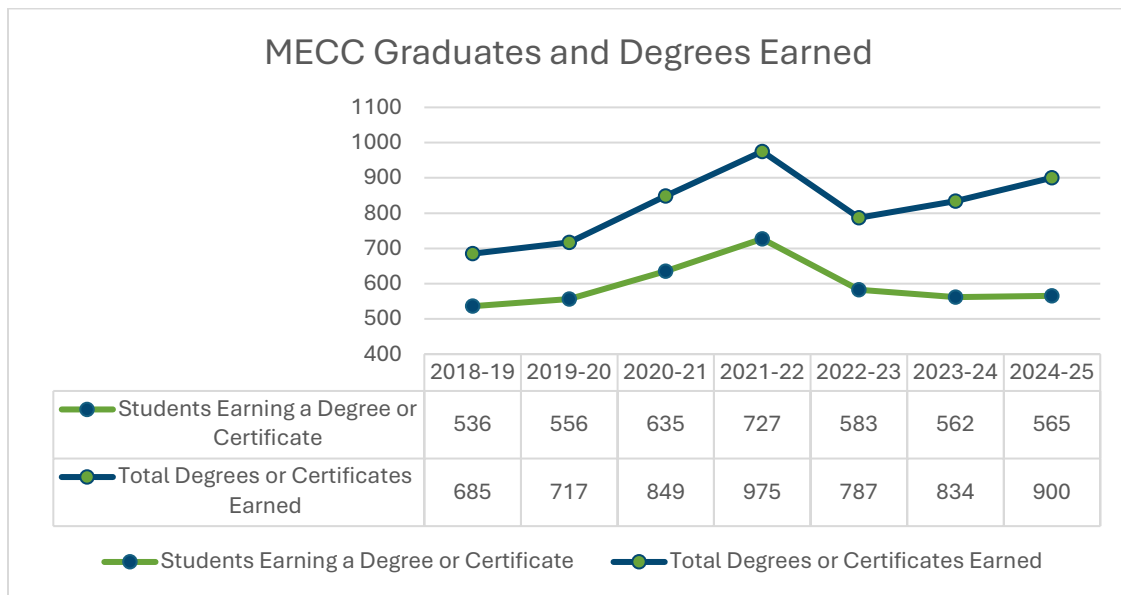
Achievement Goal 3

Goal/Target: Increase the total number of awards conferred by 5% from the previous year.

Threshold of Acceptability: Maintain the total number of awards conferred from the previous year.

Source: VCCS, IPEDS

Frequency of Assessment: Annually



IPEDS 150% Graduation Rates by Cohort and Gender						
Gender	2016	2017	2018	2019	2020	2021
Men	40%	39%	42%	42%	54%	50%
Women	35%	41%	46%	39%	52%	46%

IPEDS 150% Graduation Rates by Cohort and Pell Eligibility						
Eligibility	2016	2017	2018	2019	2020	2021
Pell	29%	36%	42%	34%	49%	40%
No-Pell	58%	52%	51%	62%	61%	60%

IPEDS 150% Graduation Rates by Cohort and Race						
Race	2016	2017	2018	2019	2020	2021
Asian	50%	0%	0%	0%	0%	0%
Black	0%	17%	100%	100%	80%	33%
Hispanic	50%	33%	50%	0%	80%	14%
Multiple	0%	17%	0%	50%	75%	30%
Pacific Islander	50%	0%	0%	0%	0%	0%
Unknown	0%	0%	0%	0%	50%	25%
White	37%	42%	44%	41%	49%	51%

Conclusion: In 2024-25, MECC conferred 900 awards. This is an increase of 8% from the previous year, meeting the goal of increasing awards conferred by more than 5%.

Achievement Goal 4

Goal/Target: 100% licensure exam success rate

Threshold of Acceptability: 80% licensure exam success rate

Source: VCCS, IPEDS

Frequency of Assessment: Annually

MECC Licensure Exam Success Rates					
Program	2019-20	2020-21	2021-22	2022-23	2023-24
EMT	100%	80%	78%	81%	74%
Nursing	78%	73%	79%	98%	97%
Phlebotomy	100%	100%	100%	100%	100%
PN	86%	86%	78%	74%	100%
Respiratory Therapy-RRT Scores	100%	83%	75%	82%	89%
Respiratory Therapy-TMC High Cut Scores	100%	100%	88%	82%	89%

*Data for 2024-25 success rates will be available after the Fall 25 term.

Conclusion: In 2023-24, 40% of the programs with licensure exams met the goal of a 100% success rate.

Action Plan: Academic Deans are working towards 100% success rates while meeting the requirements of each program's accreditation.

Mountain Empire measures **student success** as “students who, by the following fall (for fall to fall retention) or by the following spring (fall-to-spring retention), had graduated from or was still enrolled at Mountain Empire”.

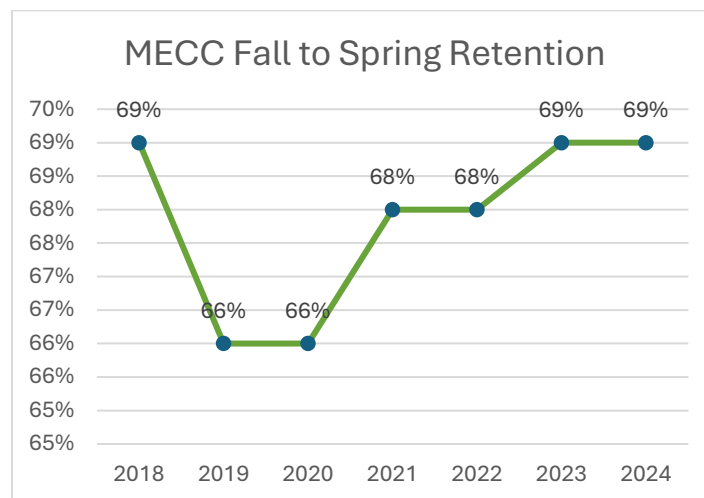
Achievement Goal 5

Goal/Target: 70% of curricular students will have a successful status in the preceding spring term

Threshold of Acceptability: 65% of curricular students will have a successful status in the preceding spring term

Source: VCCS

Frequency of Assessment: Annually



Conclusion: In the Spring of 2025, 69% of the Fall 2024 curricular student cohort had a successful status. This does not meet the goal of 70%.

Action Plan: Academic Advisors are taking extra steps to reach out to unregistered students by helping them overcome obstacles that keep them from enrolling.

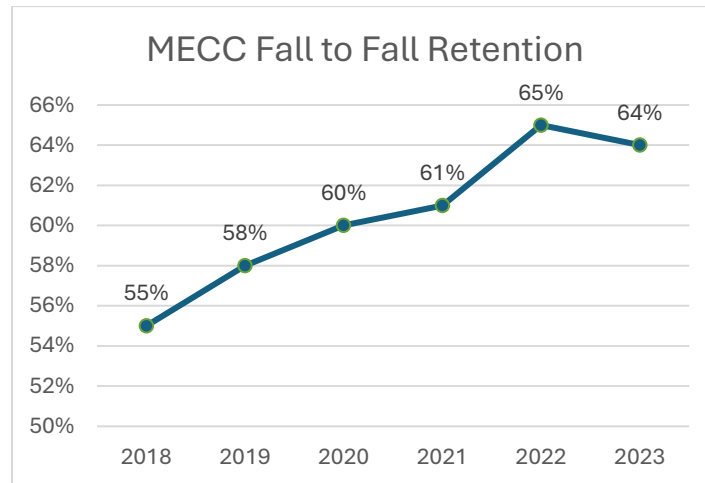
Achievement Goal 6

Goal/Target: 65% of curricular students will have a successful status in the preceding fall term

Threshold of Acceptability: 60% of curricular students will have a successful status in the preceding fall term

Source: VCCS

Frequency of Assessment: Annually



*Data for the Fall 24 cohort will be available after the end of the Fall 25 term.

Fall Cohort	Cohort (N)	Fall to Spring Retained or Graduated	Fall to Fall Retained or Graduated
2018	2,506	69%	55%
2019	2,313	66%	58%
2020	2,253	66%	60%
2021	2,079	68%	61%
2022	1,928	68%	65%
2023	2,015	69%	64%

Conclusion: In the Fall of 2024, 64% of the Fall 2023 curricular student cohort had a successful status. This does not meet the goal of 65%.

Action Plan: Academic Advisors are taking extra steps to reach out to unregistered students by helping them overcome obstacles that keep them from enrolling.