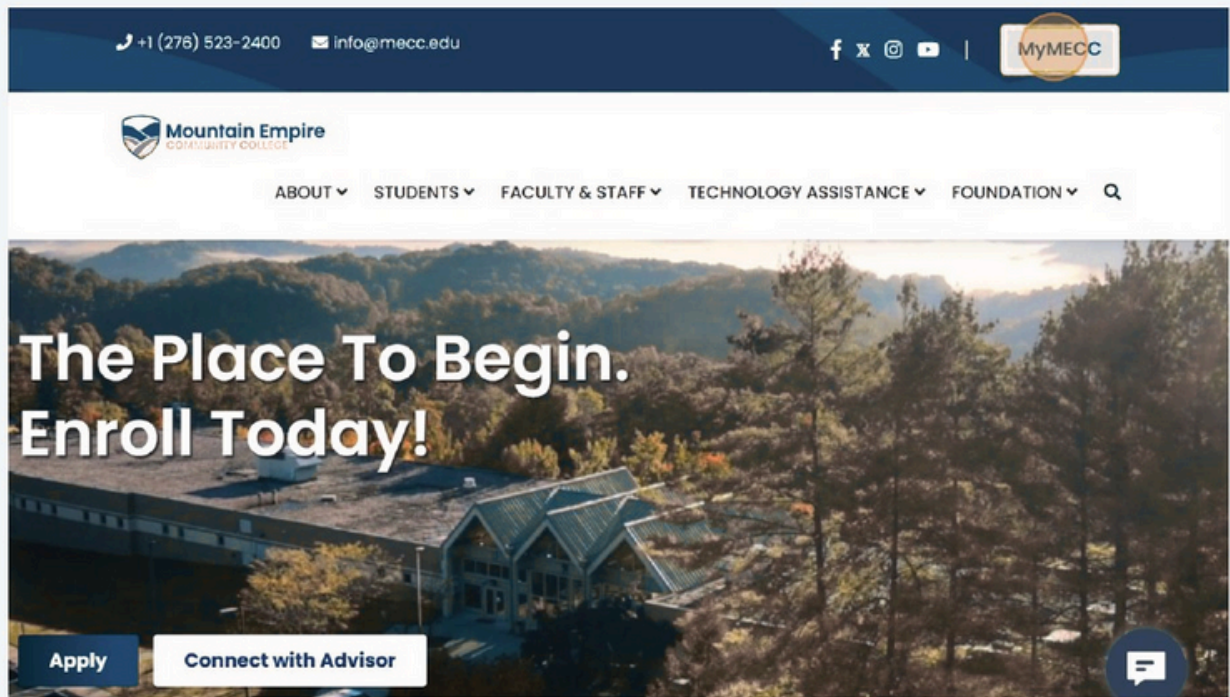



How to access and print your course schedule.

1

Navigate to <https://www.mecc.edu/> Click "MyMECC"




2 Type your Username and click "Go"



The image shows a login interface for MyMECC. At the top is the MyMECC logo, which consists of a shield icon with a green and blue landscape inside, and the text "MyMECC" below it. To the right of the logo is a link that says "Need help?". Below the logo is a text input field for the username, which contains a blacked-out placeholder. To the right of the input field is a small icon of three dots. Below the input field is a link that says "Forgot Username?". At the bottom of the login area is a blue button with the word "GO" in white, which is highlighted by an orange circle.

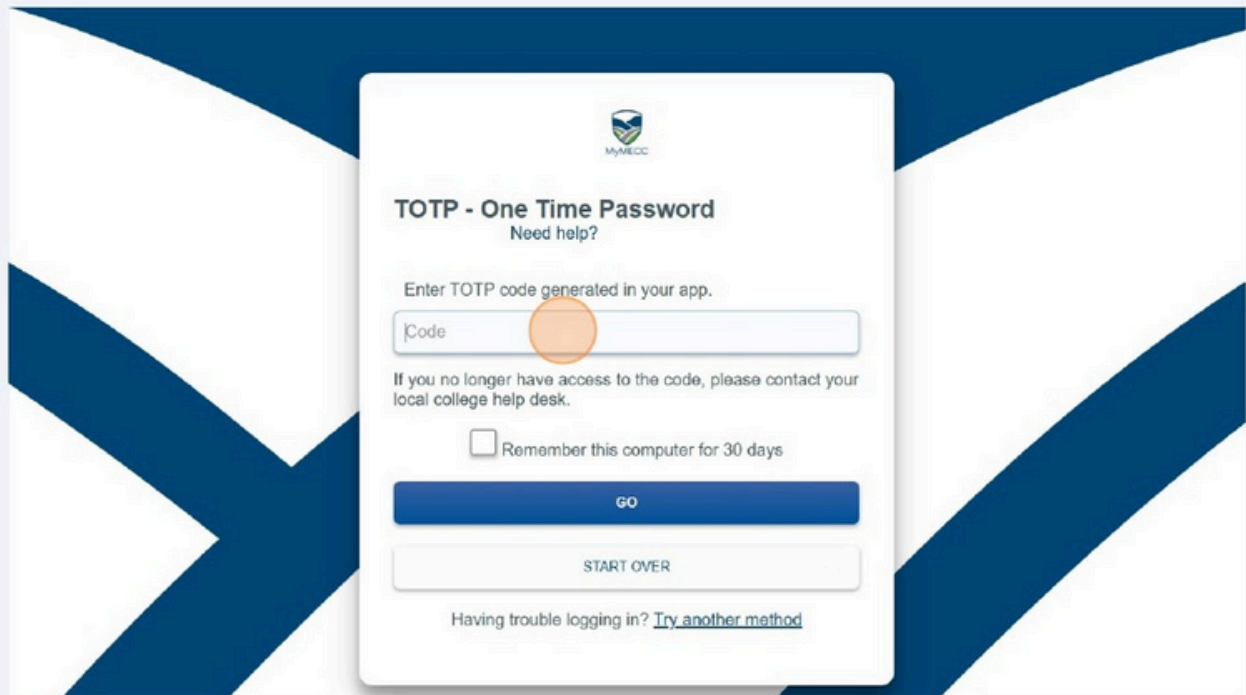
3 Click the "Password" field, and enter your password. Click "Go"



The image shows the same login interface for MyMECC. The username field is now filled with a series of asterisks. Below the username field is a link that says "Forgot Password?". The blue "GO" button is still highlighted by an orange circle. Below the "GO" button is a link that says "START OVER". At the bottom of the login area is a link that says "Having trouble logging in? [Try another method](#)".

4

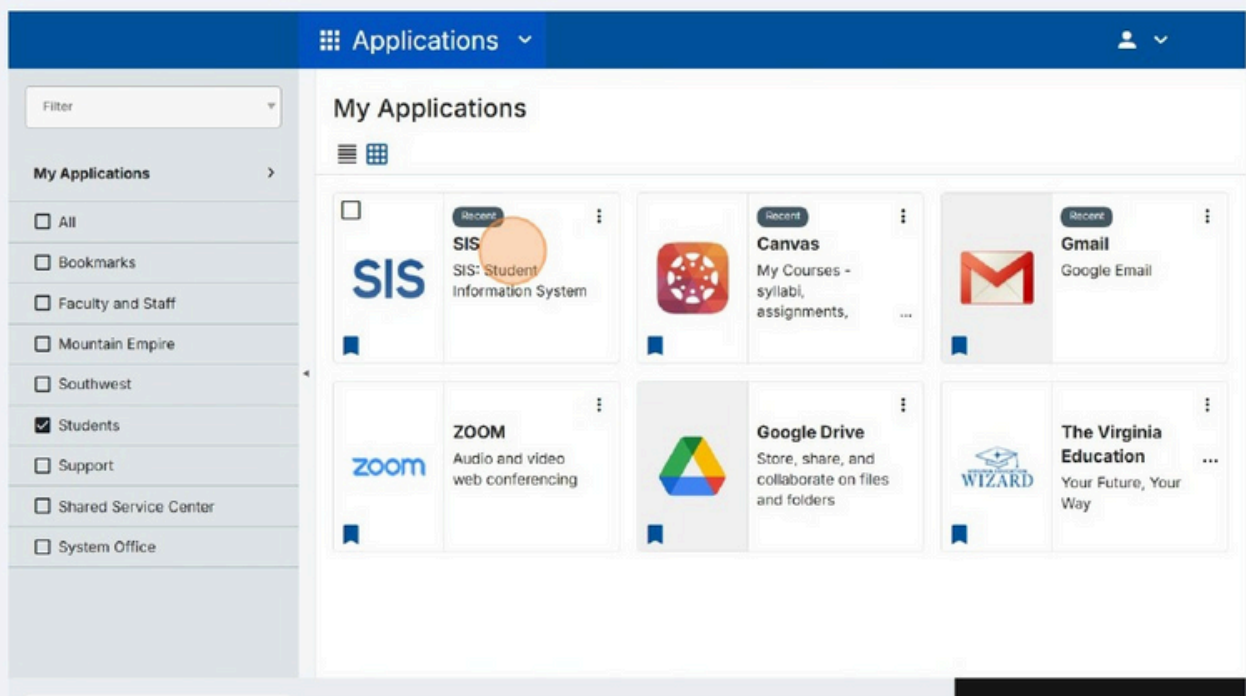
Click the "Code" field. Check your Authenticator app to retrieve the code and enter it into the field. Then click "Go".



The image shows a login window titled "TOTP - One Time Password" with a "Need help?" link. It prompts the user to "Enter TOTP code generated in your app." and features a text input field labeled "Code" with an orange circle highlighting it. Below the field, there is a checkbox for "Remember this computer for 30 days" and two buttons: "GO" and "START OVER". At the bottom, a link says "Having trouble logging in? [Try another method](#)".

5

Click " SIS: Student Information System"




The image displays a dashboard titled "My Applications" under the "Applications" menu. On the left is a sidebar with a "Filter" dropdown and a list of application categories: All, Bookmarks, Faculty and Staff, Mountain Empire, Southwest, Students (checked), Support, Shared Service Center, and System Office. The main area shows a grid of application tiles. The first tile is for "SIS: Student Information System", which is highlighted with an orange circle. Other tiles include Canvas, Gmail, ZOOM, Google Drive, and The Virginia Education WIZARD.

6 Click "Class Enrollment"

Your College: None


Profile


Welcome, Tara!




Update Info, Switch College


Action Items & Messages

 **Holds** 1

 **To Do Items** 0

 **Messages** 0


Tuition & Payments

 Residency:
Account Balance: **\$0.00**


[Account Details](#) [Pay My Bill](#)

Account, Pay Bill, Payment Plans, Refunds

Class Enrollment

 No College Selected

Navigate



7 Click "Printable Page"

< Students VCCS Class Search

2025 Fall
Credit
Mountain Empire Community College

View My Classes

Class Search & Enroll

Shopping Cart

Planning

Manage Classes

Exam Schedule

Class Search (Classic)

MyVCCS Login

By Class **By Date**

[Printable Page](#)

☒ Show Enrolled Classes ☐ Show Waitlisted Classes ☐ Show Dropped Classes

AST 205 - Business Communications

[Textbooks](#)

Status	Units	Grading Basis	Grade	Academic Program	Requirement Designation
Enrolled	3.00	Graded		Curricular	

Class	Start/End Dates	Days and Times	Room
LEC - Class# 50872 - Section# WA82	10/20/2025 - 12/16/2025	Schedule: To be Announced	To be Announced

[Enrollment Deadlines](#)

AST 236 - Specialized Software Applications

8

Click this image.

< Students VCCS Class Search

2025 Fall
Credit
Mountain Empire Community College

View My Classes

Class Search & Enrollment

Shopping Cart

Planning

Manage Classes

Exam Schedule

Class Search (Classic)

MyVCCS Login

View My Classes

2025 Fall
Credit
Mountain Empire Community College

AST 205 - Business Communications

Status	Units	Grading Basis	Grade	Academic Program	Requirement Designation
Enrolled	3.00	Graded		Curricular	

Class	Start/End Dates	Days and Times	Room
LEC - Class# 50972 - Section# WA82	10/20/2025 - 12/16/2025	Schedule: To be Announced	To be Announced

AST 236 - Specialized Software Applications

Status	Units	Grading Basis	Grade	Academic Program	Requirement Designation
Enrolled	3.00	Graded		Curricular	

Class	Start/End Dates	Days and Times	Room
LEC - Class# 50973 - Section# WA81	08/21/2025 - 10/15/2025	Schedule: To be Announced	To be Announced

Print

Textbooks

Requirement Designation

Room

To be Announced >