


Accessing My Academic Requirements in SIS

1

Once you have logged in to MyMECC, Click "SIS: Student Information System"



2 On your homepage, click on Academic Records & Progress

The screenshot shows the Mountain Empire Community College homepage dashboard. At the top, there are three main sections: a user profile area with a 'Mountain Empire' logo and an 'Update Info, Switch College' link; a 'Holds' section showing 2 holds, 0 To Do Items, and 0 Messages; and a 'Residency: Out-State' section with an 'Account Balance: \$0.00' and buttons for 'Account Details' and 'Pay My Bill'. Below these are four larger sections: 'Class Enrollment' showing '2025 Spring - No Enrollments' with a 'Search & Enroll, Class Schedule, Exams' link; 'Navigate' with a 'Mountain Empire' logo and a link to 'Advising, Enroll, Planning'; 'Financial Aid' showing 'No Financial Aid' with a graduation cap icon; and 'Academic Records & Progress' which is highlighted with an orange circle. This section displays a 'Cumulative GPA: 4.000' (Great work!), 'Major: Personal Satisfaction' (+1 more), and 'Advisor: Advisor MECC'. It also includes links for 'Grades, History, Transcripts, Degree Progress, Graduation'. To the right of the 'Academic Records & Progress' section is a 'Resources' section with a video player, a 'How to navigate SIS' link, and buttons for 'Forms', 'myVCCS', and 'Help & FAQs'. At the bottom, there are links to 'Bookstore, Canvas, GmailDrive, and more on myVCCS'.




3 Click "My Academic Requirements".

The screenshot shows the 'Academic Progress' page in the student portal. The page has a header with a back arrow, 'Students', and 'Academic Progress'. Below the header is a 'Credit' section for 'Mountain Empire Community College' with a 'Change' button. The main content area is titled 'Academic Progress Summary' and includes a sub-header 'Academic Progress Summary' with a report date of '03/21/2025 3:23:08PM'. A large orange circle in the center of the page indicates 'Incomplete 100%'. To the left of the main content is a sidebar menu with various links: 'Academic Progress Summary', 'Academic Progress', 'My Academic Requirements' (highlighted with an orange circle), 'Course Requirement Alerts', 'Advisors', 'Course History & Grades', 'View Grades by College & Term', 'Request Official Transcript', 'View Unofficial Transcript', 'What-if Report', 'Apply for Graduation', 'View Graduation Applications', and 'Graduation Application Dates'. At the bottom right of the main content area, there is a '0% C' indicator.

4

View your report as a PDF. It will make it easier to read. This is your Degree Progress Report displaying the requirements for the program you are enrolled as well as the courses that will satisfy the requirements.

My Academic Requirements



My Academic Requirements


Mountain Empire Community Coll | Credit


This report last generated on 03/21/2025 3:23PM


Collapse All

Expand All


View Report as PDF

 Taken

 In Progress

 Planned

▸ VA Transfer Passport-OPTIONAL

 Go to top